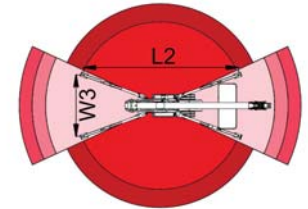
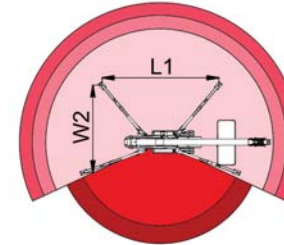
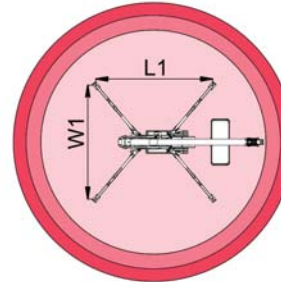
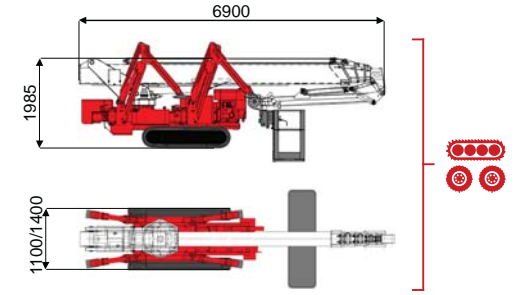
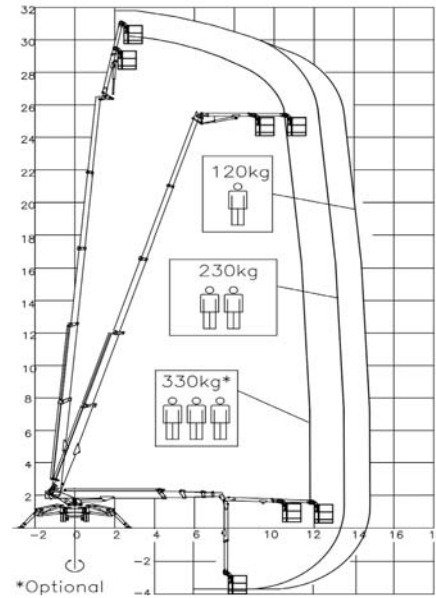




32 m ↑  
14,5 m →  
330 Kg 🧑🧑🧑



12000 mm	13500 mm	14500 mm	7400 mm	10500 mm	L1	L2	W1	W2	W3
330 kg	250 kg	120 kg	330 kg	120/230 kg	5113 mm	6445 mm	4743 mm	3781 mm	2823 mm

BI-ENERGY  
Diesel+AC



XTJ 32/C-R 32 m 14,5 m 330 kg 175° 540° 180x70 cm 90°+80° 2,8-4,7 m 15% 40% 3,0 km/h 5940 kg 35 kN 2,62 kN/m² 4,53 kN/m² 1100/1400 mm 6900 mm 1985 mm

	Battery type	Battery charge	Add. Weight	Autonomy	Charging time	Electropump	
ECO	DC+AC	48V 320 A/h 5h	230V-48V 45A	450 kg	6-7 h endless	7h	48V 12 kW
ECO	DC+AC	48V 270 A/h 5h	230V-48V 45A	400 kg	6-7 h endless	7h	48V 9 kW
HYBRID	Diesel+DC	24V 240 A/h 5h	230V-24V 35A	200 kg	2-3 h endless	7h	24V 5,5 kW

Characteristics and technical data are informative only and subjected to change without notice.

TCA Lifting Ltd  
Unit 4, Derby Dell Buildings, Lasham  
Hampshire. GU34 5RX United Kingdom  
Tel. (+44) 0845 603 5360  
info@tcalifting.com  
www.tcalifting.com

